

USE OF FORCE (JANUARY-MARCH 2019)

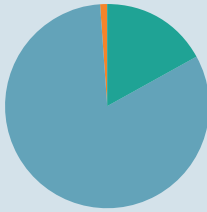
Less than **4%** of incidents involved use of force

Total number of incidents: **13,717**

Number of uses of force recorded: **470**

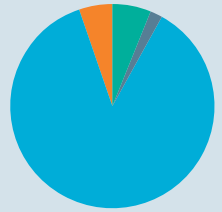


GENDER OF SUBJECT:



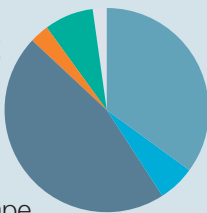
17% Female
82% Male
1% Unknown/not stated

ETHNICITY OF SUBJECT:



6% Black
2% Asian
85% White British/European
7% Unknown/not stated

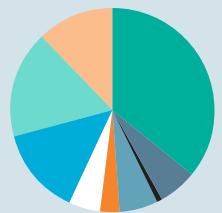
REASON FOR USE OF FORCE: *



35% Arrest
6% Prevent escape
46% Protecting people (including subject, public and officers)
3% Method of entry
8% Prevent offence, effect a search or secure property/evidence
2% Other

* Multiple reasons can be recorded for each use of force incident

CONDUCT OF SUBJECT:



33% Struggle
9% Making off
4% Spitting and biting
8% Kicking, punching, head-butting
5% Weapon
3% Method of entry
13% Threats or gestures
17% Compliant
8% Passive resistance

3.4% of subjects were believed to have a mental health condition

2 complaint against police officer(s)

57 incidents of officers assaulted