

# USE OF FORCE (JULY-SEPTEMBER 2018)

Less than **2%** of incidents involved use of force

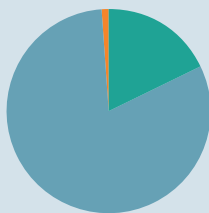
Total number of incidents: **16,065**

Number of uses of force recorded: **392**



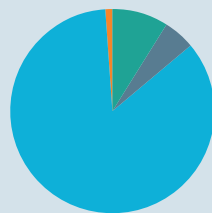
## GENDER OF SUBJECT:

**18%** Female  
**81%** Male  
**1%** Unknown/not stated



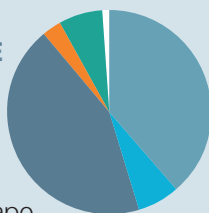
## ETHNICITY OF SUBJECT:

**9%** Black  
**5%** Asian  
**85%** White British/European  
**1%** Unknown/not stated



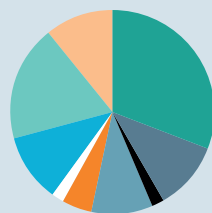
## REASON FOR USE OF FORCE: \*

**39%** Arrest  
**7%** Prevent escape  
**44%** Protecting people (including subject, public and officers)  
**3%** Method of entry  
**7%** Prevent offence, effect a search or secure property/evidence  
**1%** Other



## CONDUCT OF SUBJECT:

**32%** Struggle  
**11%** Making off  
**2%** Spitting and biting  
**10%** Kicking, punching, head-butting  
**5%** Weapon  
**2%** Method of entry  
**11%** Threats or gestures  
**19%** Compliant  
**11%** Passive resistance



\* Multiple reasons can be recorded for each use of force incident

**23%** of subjects were believed to have a mental health condition

**4** complaints against police officers

**56** incidents of officers assaulted