

USE OF FORCE (JANUARY-MARCH 2018)

Less than **1%** of incidents involved use of force

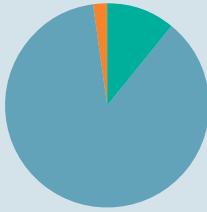
Total number of incidents: **28,891**

Number of uses of force recorded: **300**



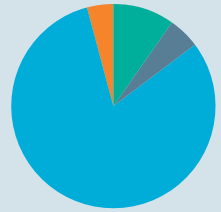
GENDER OF SUBJECT:

11% Female
87% Male
2% Unknown/not stated



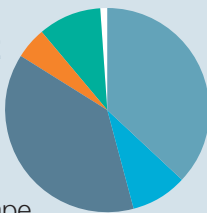
ETHNICITY OF SUBJECT:

9% Black
5% Asian
82% White British/European
4% Unknown/not stated



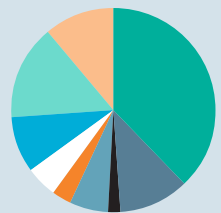
REASON FOR USE OF FORCE: *

37% Arrest
9% Prevent escape
38% Protecting people (including subject, public and officers)
5% Method of entry
10% Prevent offence, effect a search or secure property/evidence
1% Other
 * Multiple reasons can be recorded for each use of force incident



CONDUCT OF SUBJECT:

38% Struggle
11% Making off
2% Spitting and biting
6% Kicking, punching, head-butting
3% Weapon
5% Method of entry
9% Threats or gestures
15% Compliant
11% Passive resistance



14% of subjects were believed to have a mental health condition

8 complaints against police officers

40 incidents of officers assaulted