

USE OF FORCE (OCTOBER-DECEMBER 2017)

Less than **1%** of incidents involved use of force

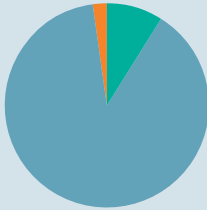
Total number of incidents: **31,459**

Number of uses of force recorded: **305**



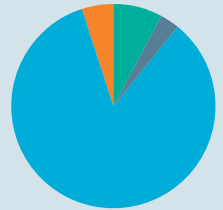
GENDER OF SUBJECT:

9% Female
89% Male
2% Unknown/not stated



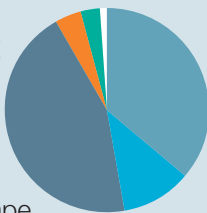
ETHNICITY OF SUBJECT:

8% Black
3% Asian
84% White British/European
5% Unknown/not stated



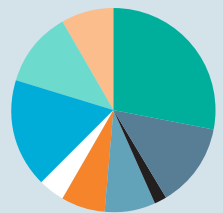
REASON FOR USE OF FORCE: *

36% Arrest
11% Prevent escape
44% Protecting people (including subject, public and officers)
4% Method of entry
3% Prevent offence, effect a search or secure property/evidence
1% Other



CONDUCT OF SUBJECT:

28% Struggle
13% Making off
2% Spitting and biting
9% Kicking, punching, head-butting
7% Weapon
4% Method of entry
17% Threats or gestures
12% Compliant
8% Passive resistance



* Multiple reasons can be recorded for each use of force incident

19% of subjects were believed to have a mental health condition

15 complaints against police officers

54 incidents of officers assaulted