

USE OF FORCE (JULY-SEPTEMBER 2017)

Less than **1%** of incidents involved use of force

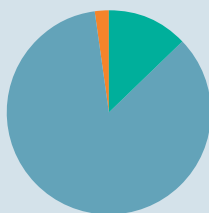
Total number of incidents: **33,138**

Number of uses of force recorded: **456**



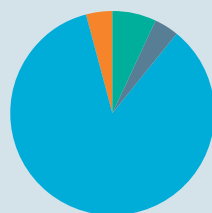
GENDER OF SUBJECT:

13% Female
85% Male
2% Unknown/not stated



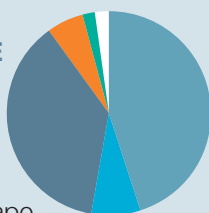
ETHNICITY OF SUBJECT:

7% Black
4% Asian
85% White British/European
4% Unknown/not stated



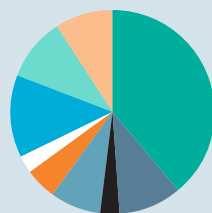
REASON FOR USE OF FORCE: *

45% Arrest
8% Prevent escape
37% Protecting people (including subject, public and officers)
6% Method of entry, effect a search or secure property/evidence
2% Prevent offence
2% Other



CONDUCT OF SUBJECT:

39% Struggle
10% Making off
3% Spitting and biting
8% Kicking, punching, head-butting
5% Weapon
3% Method of entry
13% Threats or gestures
10% Compliant
9% Passive resistance



* Multiple reasons can be recorded for each use of force incident

20% of subjects were believed to have a mental health condition

9 complaints against police officers

69 incidents of officers assaulted