

USE OF FORCE (APRIL-JUNE 2017)

Less than **1%** of incidents involved use of force

Total number of incidents: **31,908**

Number of uses of force recorded: **374**

251



Handcuffs used

15



Police dog deployed

0



Police dog bite

304



Unarmed skill (push/wrist lock)

26



Taser drawn

3



Taser used

86



Tactical communication

2



Firearm aimed

0



Firearm discharged

11



Baton drawn/used

27



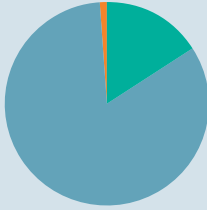
Incapacitant drawn/used

9



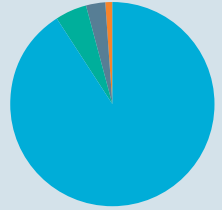
Spit guard used

GENDER OF SUBJECT:



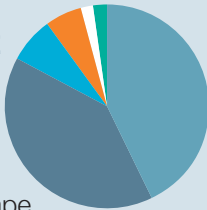
14% Female
85% Male
1% Unknown/not stated

ETHNICITY OF SUBJECT:



8% Black
3% Asian
88% White British/European
2% Unknown/not stated

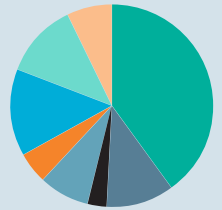
REASON FOR USE OF FORCE: *



41% Arrest
8% Prevent escape
43% Protecting people (including subject, public and officers)
5% Method of entry, effect a search or secure property/evidence
2% Prevent offence
1% Other

* Multiple reasons can be recorded for each use of force incident

CONDUCT OF SUBJECT:



40% Struggle
11% Making off
3% Spitting and biting
8% Kicking, punching, head-butting
5% Weapon
0% Method of entry
14% Threats or gestures
12% Compliant
7% Passive resistance

21% of subjects were believed to have a mental health condition

18 complaints against police officers

71 incidents of officers assaulted