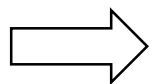


# RUGBY INDEPENDENT ADVISORY GROUP

## STOP AND SEARCH DATA FOR NORTH WARWICKSHIRE TO SEPTEMBER 2019

April to June 2019 (No Complaints Received)

220 Stop Searches



62 Positive Outcomes

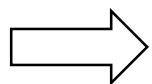


28.2%

31.6%  
Warwickshire Average

July to September 2019 (No Complaints Received)

244 Stop Searches



67 Positive Outcomes



27.5%

29.2%  
Warwickshire Average

### PROPORTIONALITY

Stop Searches	All Searches(%)	Positive(%)
656 White	72.0%	185 = 28.2%
57 Black	6.3%	26 = 45.6%
66 Asian	7.2%	18 = 27.3%
30 Mixed Ethnicity	3.3%	14 = 46.7%

NB: Other Ethnicity = 7; Ethnicity Not Stated = 95

### OBJECT OF SEARCH

Drugs	50.2%
Stolen Property	10.9%
Offensive Weapons	15.8%
Going Equipped	16.7%
Other	6.5%

12 Months Data

Age Range	All Searches(%)	Positive(%)
179 Under 18	19.6%	39 = 21.8%
697 18 and Over	76.5%	226 = 32.4%

NB: 35 Age Not Stated of which 12 positive = 34.3%

Gender	All Searches(%)	Positive(%)
802 Male	88.0%	239 = 29.8%
92 Female	10.1%	30 = 32.6%

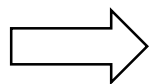
NB: 17 Gender U/K of which 8 positive = 47.1%

# WARWICKSHIRE POLICE

## STOP AND SEARCH DATA TO SEPTEMBER 2019

April to June 2019 (No Complaints Received)

**434 Stop Searches**



**137 Positive Outcomes**

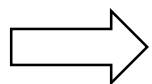


**31.6%**

**28.2%**  
Nth Warks Average

July to September 2019 (No Complaints Received)

**391 Stop Searches**



**114 Positive Outcomes**



**29.2%**

**27.5%**  
Nth Warks Average

### PROPORTIONALITY

Stop Searches	All Searches(%)	Positive(%)
1157 White	69.8%	357 = 30.9%
108 Black	6.5%	43 = 39.8%
119 Asian	7.2%	35 = 29.4%
63 Mixed Ethnicity	3.8%	25 = 39.7%

*NB: Other Ethnicity = 13; Ethnicity Not Stated = 197*

### OBJECT OF SEARCH

Drugs	52.0%
Stolen Property	11.3%
Offensive Weapons	12.5%
Going Equipped	16.5%
Other	7.7%

**12 Months Data**

Age Range	All Searches(%)	Positive(%)
291 Under 18	17.6%	71 = 24.4%
1301 18 and Over	78.5%	436 = 33.5%

*NB: 65 Age Not Stated of which 19 positive = 29.2%*

Gender	All Searches(%)	Positive(%)
1447 Male	87.3%	452 = 31.2%
182 Female	11.0%	62 = 34.1%

*NB: 28 Gender U/K of which 12 positive = 42.9%*

# RUGBY INDEPENDENT ADVISORY GROUP

PROPORTIONALITY DATA FOR NORTH WARWICKSHIRE OCTOBER 2018 TO SEPTEMBER 2019

**POPULATION = 287,341**  
*(From 2011 Census)*

WHITE	265,666	=	92.5% of Population
BLACK	3,206	=	1.1% of Population
ASIAN	13,685	=	4.8% of Population
MIXED	3,888	=	1.4% of Population

## POSITIVE OUTCOMES

WHITE	185	=	28.2% Positive White Searches
BLACK	26	=	45.6% Positive Black Searches
ASIAN	18	=	27.3% Positive Asian Searches
MIXED	14	=	46.7% Positive Mixed Searches

## NUMBER OF SEARCHES

WHITE	656	=	0.2% of White Population
BLACK	57	=	1.8% of Black Population
ASIAN	66	=	0.5% of Asian Population
MIXED	30	=	0.8% of Mixed Population

## WHITE vs BME (Black & Minority Ethnic) SEARCHES

Searches of White Persons	=	656 (81.1%)
Searches of BME Persons	=	157 (18.9%)

### NOTE RE PROPORTIONALITY

*Whilst there would proportionately appear to be more searches of persons with BME backgrounds in the North Warwickshire area (18.9% search rate against 7.3% BME population), account should be taken of the fact:*

- (i) The population figures were acquired from a census held in 2011.*
- (ii) Some of our current policing operations have specific intelligence relating to individuals with BAME backgrounds.*
- (iii) During the last quarter, 28.6% of searched persons with BME backgrounds, were found to live outside the North Warwickshire area and 36.7% provided no address details.*

# WARWICKSHIRE POLICE

PROPORTIONALITY DATA OCTOBER 2018 TO SEPTEMBER 2019

**POPULATION = 545,474**  
*(From 2011 Census)*

WHITE	505,688	=	92.7% of Population
BLACK	4,443	=	0.8% of Population
ASIAN	25,096	=	4.6% of Population
MIXED	7,949	=	1.5% of Population

## NUMBER OF SEARCHES

WHITE	1157	=	0.2% of White Population
BLACK	108	=	2.4% of Black Population
ASIAN	119	=	0.5% of Asian Population
MIXED	63	=	0.8% of Mixed Population

## POSITIVE OUTCOMES

WHITE	357	=	30.9% Positive White Searches
BLACK	43	=	39.8% Positive Black Searches
ASIAN	35	=	29.4% Positive Asian Searches
MIXED	25	=	39.7% Positive Mixed Searches

## WHITE vs BME (Black & Minority Ethnic) SEARCHES

Searches of White Persons	=	1,157 (80.0%)
Searches of BME Persons	=	290 (20.0%)

### NOTE RE PROPORTIONALITY

*Whilst there would proportionately appear to be more searches of persons with BME backgrounds in the Warwickshire area (20.0% search rate against 6.9% BME population), account should be taken of the fact:*

- (i) The population figures were acquired from a census held in 2011.*
- (ii) Some of our current policing operations have specific intelligence relating to individuals with BAME backgrounds.*
- (iii) During the last quarter, 30.3% of searched persons with BME backgrounds, were found to live outside the Warwickshire area and 31.8% provided no address details.*